

R . R TECHNICAL ENTERPRISES
CHAIN LINK FENCING & BARBED WIRE



"Whatever your fencing need is, **R . R TECHNICAL ENTERPRISES** can help..."



Chain link fence, also referred to as hurricane fence or diamond-mesh fence, is one of the most durable yet inexpensive fencing materials that brings you and your properties security.

Typical areas include home yards, playgrounds, tennis court, leisure sports field, park, boundary fencing, factory and construction sites, etc.

- Visibility
- Security
- Low cost
- Durability
- Versatility
- Maintenance free
- Easy to repair

CATEGORIES BY DIFFERENT MATERIALS AND COATINGS:-

A) GALVANIZED CHAIN LINK FENCE:-



B) PVC CHAIN LINK FENCE:-



C) STAINLESS STEEL CHAIN LINK FENCE:-



D) ALUMINIUM CHAIN LINK FENCE:-



APPLICATIONS:-

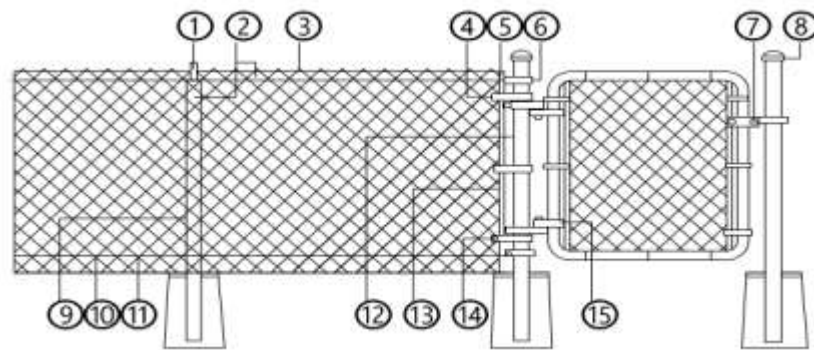
Chain link fence is a cost effective fencing option for residential, commercial and industrial areas, its countless applications includes (to name a few):

- Dog kennel
- Sports grounds and facilities
- Parks and reserves
- Commercial properties
- Home yard
- Golf courses
- Schools
- Airports
- Zoo
- Temporary fencing
- Factory



CHAIN LINK FENCE FITTINGS:-

We provide several types of hot-dipped chain link fence fittings to assemble a complete chain link fence system. For most residential applications, less weight die cast steel or aluminum fittings are commonly used. Whereas for commercial and industrial applications, fittings are usually constructed from cast iron or malleable steel. Dimensions differ from the size the chain link fabric, consult our experts to formulate your fencing project.



Fittings for chain link fence assembled with gate

- | | | |
|-----------------|---------------------|-----------------------|
| ① Line post cap | ⑥ Rail end band | ⑪ Bottom tension wire |
| ② Fence ties | ⑦ Gate fork latch | ⑫ Terminal post |
| ③ Top rail | ⑧ Terminal post cap | ⑬ Tension bar |
| ④ Tension band | ⑨ Line post | ⑭ Gate post hinge |
| ⑤ Rail end | ⑩ Tension wire clip | ⑮ Gate frame hinge |

CHAIN LINK FENCING TYPES , DIMENSIONS AND TOLERANCES

Heights: 1.6' to 20' (Special heights available on request).

Gauges: 6, 8, 9, 10, 11, 11-1/2, 12, 12-1/2, 14, 16.

Mesh size: 3/8", 5/8", 3/4", 1", 1-1/4", 1-1/2", 1-3/4", 2", 2-1/4", 2-1/2", 3", 3-1/2", 4".

Roll length: 32' to 165'.

Selvage: Twisted-Twisted, knuckle-knuckle, knuckle-twisted. "Knuckle" design to avoid sharp ends; "Twisted" method for more security.



IS 2721 : 2003

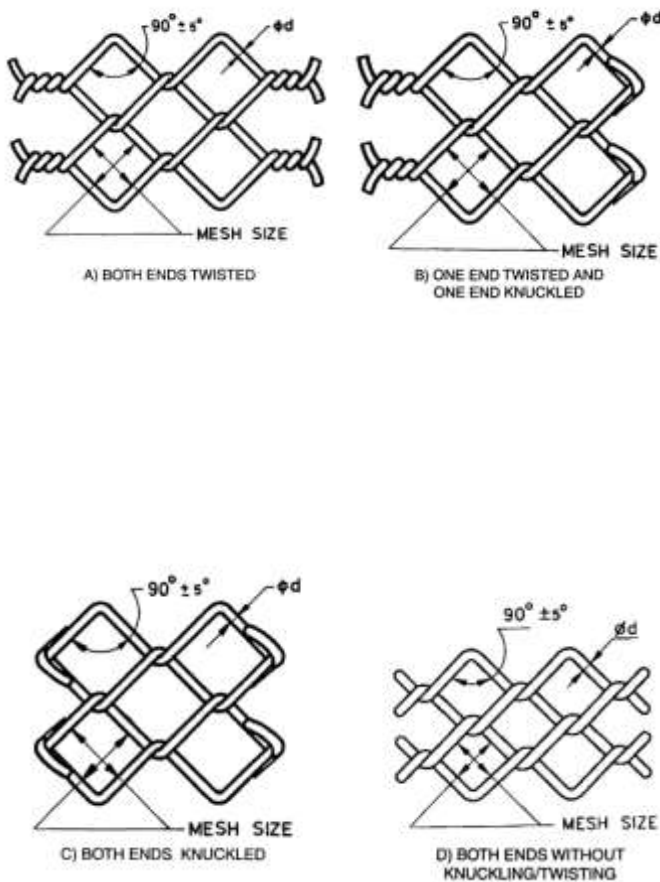


Table 1 Dimensions and Tolerances
(Clauses 6.1, 6.2 and 7.2)

| Mesh Size | Nominal Dia of Mesh Wire | Line Wire | | |
|-----------|--------------------------|-----------|-------------------------------|-----------------|
| | | Diameter | Number of Wires | |
| | | | Up to and including 2 m width | Above 2 m width |
| (1) | (2) | (3) | (4) | (5) |
| 25 ± 3 | 2.00 | 2.50 | 2 | 3 |
| | 2.50 | 3.15 | 2 | 3 |
| | 3.15 | 4.00 | 2 | 3 |
| 40 ± 4 | 2.00 | 2.50 | 2 | 3 |
| | 2.50 | 3.15 | 2 | 3 |
| | 3.15 | 4.00 | 2 | 3 |
| | 4.00 | 4.50 | 2 | 3 |
| 50 ± 4 | 2.50 | 3.15 | 2 | 3 |
| | 3.15 | 4.00 | 2 | 3 |
| | 4.00 | 4.50 | 2 | 3 |
| | 4.50 | 5.00 | 2 | 3 |
| 63 ± 4 | 3.15 | 4.00 | 2 | 3 |
| | 4.00 | 4.50 | 2 | 3 |
| | 4.50 | 5.00 | 2 | 3 |
| 75 ± 4 | 3.15 | 4.00 | 2 | 3 |
| | 4.00 | 4.50 | 2 | 3 |
| | 4.50 | 5.00 | 2 | 3 |
| | 5.00 | 5.50 | 2 | 3 |
| 100 ± 5 | 3.15 | 4.00 | 2 | 3 |
| | 4.00 | 4.50 | 2 | 3 |
| | 4.50 | 5.00 | 2 | 3 |
| | 5.00 | 5.50 | 2 | 3 |
| 125 ± 5 | 4.00 | 4.50 | 2 | 3 |
| | 4.50 | 5.00 | 2 | 3 |
| | 5.00 | 5.50 | 2 | 3 |
| 150 ± 5 | 4.00 | 4.50 | 2 | 3 |
| | 4.50 | 5.00 | 2 | 3 |
| | 5.00 | 5.50 | 2 | 3 |

BARBED WIRE

Being a customer centric organization, we are involved in manufacturing and supplying a supreme quality range of BIS Barbed Wire in Samba Jammu, J&K. These wires are manufactured by utilizing supreme quality raw materials and innovative technology. These are extremely admirable by our customers for their fine finish and robust construction. Furthermore, we provide this BIS Barbed Wire at very nominal rates.

FEATURES:-

- . **Hi-tech Uniform zinc coating.**
- . **Provides higher length per kg.**

BENEFITS:-

- . **Strong and lasts the longest.**
- . **Protects and keeps trespassers away.**
- . **You get more coverage for the same weight.**



USES:-



Property Fencing.
Farms & Ranches.



Landholdings.

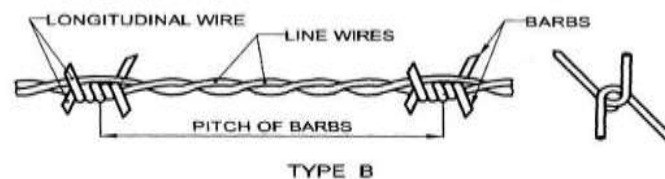
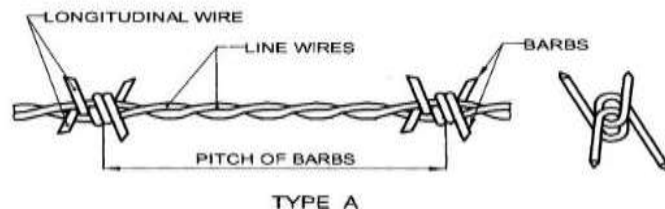


Can be added to
Chain Link mesh and
Field Fence.

BARBED WIRE TYPES:-

1) Type A

2) Type B



R . R TECHNICAL ENTERPRISES
CHAIN LINK FENCING & BARBED WIRE



Website : www.chainlinkfencing.manufabindia.com / www.barbedwire.manufabindia.com
E Mail : jammuconsultants@gmail.com Mob : +91-9419141889 / +91- 7006851831 / +91 -7006629237